



























36 200m Butterfly Men Final

























Official









☰ Qualified
☰ Heats
☑ Summary
📄

Total
13 years
14 years
15 years
16 years

Rank	Competitor	Age	Club	RT	PTS	Result
1	Muchirahondo Ariel	16	Swim Rotor...	0.73		2:00.02 16yrs NZR Entry: 2:03.25 -3.23
	50m: 26.79 100m: 57.20 (30.41) 150m: 1:28.19 (30.99) 200m: 2:00.02 (31.83)					
2	Salomonsson Neo	16	Kiwi ASC	0.69		2:08.58 Entry: 2:13.19 -4.61
	50m: 26.97 100m: 58.62 (31.65) 150m: 1:32.96 (34.34) 200m: 2:08.58 (35.62)					
3	Paki TeRauroha	14	Northwave ...	0.67		2:09.97 Entry: 2:20.07 -10.10
	50m: 28.57 100m: 1:01.90 (33.33) 150m: 1:35.48 (33.58) 200m: 2:09.97 (34.49)					
4	Broadfoot Declan	15	Pirates Swi...	0.66		2:11.00 Entry: 2:14.22 -3.22
	50m: 28.94 100m: 1:02.73 (33.79) 150m: 1:36.40 (33.67) 200m: 2:11.00 (34.60)					
5	Humphries Jacob	16	North Shor...	0.77		2:12.33 Entry: 2:14.36 -2.03
	50m: 27.95 100m: 1:01.01 (33.06) 150m: 1:36.03 (35.02) 200m: 2:12.33 (36.30)					
6	Segers Sebastian	15	United Swi...	0.75		2:12.48 Entry: 2:18.05 -5.57
	50m: 28.27 100m: 1:01.42 (33.15) 150m: 1:36.12 (34.70) 200m: 2:12.48 (36.36)					
7	Beattie Flyn	16	Mt Maunga...	0.70		2:13.38 Entry: 2:14.85 -1.47
	50m: 28.80 100m: 1:02.64 (33.84) 150m: 1:37.39 (34.75) 200m: 2:13.38 (35.99)					
8	Feng Andrew	15	North Shor...	0.69		2:13.79 Entry: 2:15.06 -1.27
	50m: 29.03 100m: 1:01.57 (32.54) 150m: 1:36.62 (35.05) 200m: 2:13.79 (37.17)					
9	Howat Kayne	16	SwimZone ...	0.60		2:14.84 Entry: 2:14.92 -0.08
	50m: 29.05 100m: 1:03.78 (34.73) 150m: 1:39.97 (36.19) 200m: 2:14.84 (34.87)					
10	Chen Michael	14	Parnell Swi...	0.69		2:16.10 Entry: 2:24.10 -8.00
	50m: 30.07 100m: 1:04.84 (34.77) 150m: 1:40.79 (35.95) 200m: 2:16.10 (35.31)					
		15		0.69		2:16.73

11	 Yee Jaeci	 Capital Swi...	Entry: 2:19.65 -2.92
	50m: 29.35 200m: 2:16.73 (37.65)	100m: 1:03.08 (33.73) 150m: 1:39.08 (36.00)	
12	 Lavigne Luca	15  Tawa Swim... 0.76	2:17.22 Entry: 2:20.16 -2.94
	50m: 30.94 200m: 2:17.22 (35.43)	100m: 1:05.90 (34.96) 150m: 1:41.79 (35.89)	
13	 Callow William	14  Aquagym S... 0.81	2:18.29 Entry: 2:28.36 -10.07
	50m: 30.61 200m: 2:18.29 (37.79)	100m: 1:04.61 (34.00) 150m: 1:40.50 (35.89)	
14	 Copocean Alexander	16  St Paul's S... 0.53	2:19.30 Entry: 2:18.61 +0.69
	50m: 30.69 200m: 2:19.30 (36.63)	100m: 1:06.39 (35.70) 150m: 1:42.67 (36.28)	
15	 McCarthy (V) Henry	13  Australia 0.64	2:20.05 Entry: 2:22.01 -1.96
	50m: 31.67 200m: 2:20.05 (36.17)	100m: 1:07.71 (36.04) 150m: 1:43.88 (36.17)	
16	 Joyce Josiah	16  St Paul's S... 0.63	2:20.56 Entry: 2:24.12 -3.56
	50m: 31.04 200m: 2:20.56 (36.67)	100m: 1:07.61 (36.57) 150m: 1:43.89 (36.28)	
17	 Wangford Kento	13  Parnell Swi... 0.69	2:21.48 Entry: 2:31.56 -10.08
	50m: 30.66 200m: 2:21.48 (37.45)	100m: 1:06.79 (36.13) 150m: 1:44.03 (37.24)	
18	 Grant (V) Stefan	13  Australia 0.53	2:21.54 Entry: 2:24.96 -3.42
	50m: 30.85 200m: 2:21.54 (37.68)	100m: 1:07.15 (36.30) 150m: 1:43.86 (36.71)	
19	 Agent Kobey	15  Stratford FI... 0.71	2:21.86 Entry: 2:24.53 -2.67
	50m: 30.52 200m: 2:21.86 (38.38)	100m: 1:05.96 (35.44) 150m: 1:43.48 (37.52)	
20	 Gane (V) Maxime	16  Dumbea N... 0.65	2:23.16 Entry: 2:22.86 +0.30
	50m: 31.83 200m: 2:23.16 (39.30)	100m: 1:07.17 (35.34) 150m: 1:43.86 (36.69)	
21	 Childs Henry	14  Northwave ... 0.56	2:23.37 Entry: 2:28.22 -4.85
	50m: 30.42 200m: 2:23.37 (38.31)	100m: 1:06.27 (35.85) 150m: 1:45.06 (38.79)	
22	 Revell Harvey	14  Capital Swi... 0.65	2:23.78 Entry: 2:24.58 -0.80
	50m: 30.36 200m: 2:23.78 (39.51)	100m: 1:06.50 (36.14) 150m: 1:44.27 (37.77)	
23	 Wren Isaac	15  Hamilton Aq... 0.72	2:24.86 Entry: 2:26.97 -2.11

	50m: 30.64 200m: 2:24.86 (39.72)	100m: 1:07.23 (36.59)	150m: 1:45.14 (37.91)		
24	 Pinkerton Logan	14	 Liz van Wel... 0.61	2:26.07 Entry: 2:28.13 -2.06	
	50m: 31.58 200m: 2:26.07 (38.04)	100m: 1:09.12 (37.54)	150m: 1:48.03 (38.91)		
25	 Liu Sonny	15	 North Shore... 0.65	2:26.75 Entry: 2:29.20 -2.45	
	50m: 31.99 200m: 2:26.75 (39.75)	100m: 1:08.50 (36.51)	150m: 1:47.00 (38.50)		
26	 Lin Austin	14	 Howick Pak... 0.80	2:27.14 Entry: 2:28.28 -1.14	
	50m: 31.40 200m: 2:27.14 (41.28)	100m: 1:07.57 (36.17)	150m: 1:45.86 (38.29)		
27	 Fougere Cole	16	 United Swi... 0.63	2:27.29 Entry: 2:27.43 -0.14	
	50m: 30.42 200m: 2:27.29 (41.51)	100m: 1:06.91 (36.49)	150m: 1:45.78 (38.87)		
28	 Narayan Ari	15	 Hamilton Aq... 0.73	2:27.98 Entry: 2:27.83 +0.15	
	50m: 31.70 200m: 2:27.98 (40.38)	100m: 1:08.45 (36.75)	150m: 1:47.60 (39.15)		
29	 Goatley Alexis	14	 North Shore... 0.65	2:28.85 Entry: 2:26.77 +2.08	
	50m: 32.39 200m: 2:28.85 (40.14)	100m: 1:09.60 (37.21)	150m: 1:48.71 (39.11)		
30	 Wang Jk	13	 Coast Swi... 0.61	2:29.52 Entry: 2:31.33 -1.81	
	50m: 32.11 200m: 2:29.52 (40.52)	100m: 1:09.98 (37.87)	150m: 1:49.00 (39.02)		
31	 McLean Benji	13	 Vikings Swi... 0.62	2:31.88 Entry: 2:37.52 -5.64	
	50m: 31.98 200m: 2:31.88 (40.84)	100m: 1:09.88 (37.90)	150m: 1:51.04 (41.16)		
32	 Carlisle Aiden	13	 Napier Aqu... 0.66	2:32.03 Entry: 2:34.16 -2.13	
	50m: 33.02 200m: 2:32.03 (40.60)	100m: 1:11.69 (38.67)	150m: 1:51.43 (39.74)		
33	 Lafaele-Pucher Bishop	15	 Pukekohe ... 0.71	2:32.28 Entry: 2:28.55 +3.73	
	50m: 31.58 200m: 2:32.28 (43.11)	100m: 1:09.46 (37.88)	150m: 1:49.17 (39.71)		
34	 Boocock James	14	 Nelson Sou... 0.73	2:32.32 Entry: 2:36.93 -4.61	
	50m: 33.12 200m: 2:32.32 (40.67)	100m: 1:11.07 (37.95)	150m: 1:51.65 (40.58)		
35	 Yu Victor	14	 Porirua City... 0.78	2:32.71 Entry: 2:30.66 +2.05	
	50m: 33.08 200m: 2:32.71 (42.01)	100m: 1:11.22 (38.14)	150m: 1:50.70 (39.48)		

36	 Cui Jonathan	13	 SwimZone ...	0.71	2:37.98 Entry: 2:40.79 -2.81
	50m: 33.78 200m: 2:37.98 (42.85)	100m: 1:13.43 (39.65)	150m: 1:55.13 (41.70)		
37	 Bao Jonathan	13	 Parnell Swi...	0.65	2:41.44 Entry: 2:44.04 -2.60
	50m: 33.22 200m: 2:41.44 (44.10)	100m: 1:13.24 (40.02)	150m: 1:57.34 (44.10)		
38	 Smith Will	13	 Liz van Wel...	0.56	2:42.22 Entry: 2:42.23 -0.01
	50m: 35.28 200m: 2:42.22 (43.31)	100m: 1:16.40 (41.12)	150m: 1:58.91 (42.51)		
39	 Botes Phoenix	13	 Napier Aqu...	0.64	2:43.11 Entry: 2:41.66 +1.45
	50m: 34.31 200m: 2:43.11 (45.17)	100m: 1:14.37 (40.06)	150m: 1:57.94 (43.57)		